



YachtCoatings

CHALLENGER PRO BRUSH

TECHNICAL DATA SHEET

Product description

Challenger PRO Brush is a two-component polyacrylic finish specially conceived to allow excellent application by brush and/or roller, as well as to meet the duration requirements in the operational conditions of watercrafts. Challenger PRO Brush responds to the need to protect the support from ultraviolet rays, atmospheric agents and to provide an excellent aesthetic effect.

Challenger PRO Brush shows excellent expansion and ease of application.

Product information

| | | | |
|----------------------------------|-------------------|--|-----------------------------|
| Finish | Brillante | | |
| Colour | Cartel card | | |
| Solids (by volume) | ASTM D2369 | | 50 ± 5% |
| Specific gravity | UNI EN ISO 2811-1 | | 1,0 ÷ 1,2 g/cm ³ |
| Flash point | UNI EN ISO 13736 | | 23 – 55 °C |
| VOC (calculated average content) | ISO 11890-2/2006 | | 450 g/l |
| Packaging | 1 Lt | | |

Application and use

SURFACE PREPARATION

Apply Challenger PRO Brush on surfaces previously treated with Epoply and Undercoat PRO recommended undercoats. Sandpaper with P320-500 abrasive paper. Surfaces must be clean and properly prepared. Before painting, make sure that all surfaces are perfectly dry, clean and with no traces of oil, grease or contaminants.

Apply this topcoat on compatible primers, with a suitable and uniform colour.








YachtCoatings

CHALLENGER PRO BRUSH

TECHNICAL DATA SHEET

Application data

| | | | |
|---|--|---|------------------|
| Mixing ratio by volume |  | 3:1 | |
| Mixing ratio by weight |  | White | Dark colours |
| Base (comp. A) 679.--- Hardener (comp. B) 679.999 | | 78 w/w 22 w/w | 75 w/w 25 w/w |
| Pot-life NB: do not use this product when Pot-life time is exceeded |  | 2 h at 20 °C | |
| Thinner/Cleaning tools NB: the indicated dilution % is considered on the catalyzed product |  | Thinner PRO Brush 694 (5 – 15 % max) | |
| Application methods ¹ |  | | |
| Dry film thickness per coat | Standard application range | 30 – 45 µm | |
| | Recommended | 35 µm | |
| Wet film thickness per coat | Standard application range | 60 – 90 µm | |
| | Recommended | 70 µm | |
| Theoretical coverage | 35 µm | 14 m ² /l | |
| Practical coverage (loss value 40%) | 35 µm | 8 m ² /l | |
| Recommended primers | Epoply – Undercoat PRO | | |
| Note | This product is provided in two tins to be mixed entirely and carefully before use. In case it is required, dilution has to be performed after the mixing of the two components. The physical data of two-component products refer to components that have been already mixed. | | |

¹ For more detail information see paragraph "Application system"

Rev. April 2021



YachtCoatings




CHALLENGER PRO BRUSH

TECHNICAL DATA SHEET

Application system

In order to obtain a better aesthetic appearance of the product, it is advisable to apply a first coat with a solvent-resistant polyurethane roller; immediately after the application, brush over the passes with a dry brush. It is recommended to finish with vertical brush strokes. Use a flat brush Spalter. After drying, sand the surface with P400-P500 sandpaper and apply the following coats until the desired coverage is obtained. In order to facilitate the spreading of the product it is recommended to apply the first coat at minimum dilution to provide coverage. After sanding, the dilution can be increased to promote expansion.

Drying time

| Temperature °C | 10 | | 15 | | 20 | | 30 | |
|--|-----|-----|--------|-----|--------|-----|--------|-----|
| | Min | Max | Min | Max | Min | Max | Min | Max |
| Overcoating interval  | | | 24 h | | 24 h | | 24 h | |
| Sanding  | | | 72 h | | 48 h | | 36 h | |
| Full curing  | | | 7 days | | 7 days | | 7 days | |

N.B. *The drying times and the overcoating intervals increase with higher thickness of the applied film. Always check that the existing painting film is perfectly dry before applying a further product coat.*



YachtCoatings

CHALLENGER PRO BRUSH

TECHNICAL DATA SHEET

CONDITION DURING APPLICATION

In order to avoid the formation of condensation, the surface temperature should be at least 3 °C above dew point. During application and curing, the min. ambient temperature must not be lower than 15 °C or higher than 30 °C; substrate temperature must not be lower than 10 °C, since curing is remarkably reduced at lower temperatures.

Application is not advisable when relative humidity exceeds 80%. The term-hygrometric survey should be carried out near the surface to be coated. Make sure there is enough ventilation when the application takes place in closed areas.

Storage

It is recommended to avoid exposure to air and extreme temperatures. To maximize the shelf life in the can, it is worth checking that the container is well closed during the storage and the temperature is between 10 °C and 35 °C. Avoid exposure to direct sunlight.

Safety rules

Observe the provisions of DPR 303 and 547. Avoid contact with the skin, for example. Operate in well ventilated places and, if in closed areas, use vacuum cleaners, fans and air conveyors. During the application use appropriate protections (masks, gloves, glasses, etc.). Before using, read sections 7-8 of the SDS.

INSTRUCTIONS FOR THE DISPOSAL OF PRODUCTS AND PACKAGING

Empty packaging that contained products: Dispose of empty packaging according to the requirements of the waste disposal law, for example by taking them to the recycling center.

Packages containing the unused products: Dispose of the unused product in accordance with the law of disposal of such waste, for example by taking it to a recycling center, recycling of packaging is prohibited in this case. Do not empty into drains or watercourses. Product packaging must be kept indoor, and the temperature in the storage place must be between 10 °C and 35 °C. Do not expose to sunlight.



YachtCoatings

CHALLENGER PRO BRUSH

TECHNICAL DATA SHEET

Notes

The values indicated in the present technical sheet can have slight variations from one batch to another. All data refer to the mixed product. The applied product must not come in contact with water, chemicals or subjected to mechanical stress before the curing is complete. The above information is the result of accurate laboratory tests and practical experience; however, since the product is predominantly used outside the manufacturer's control, Boero Bartolomeo S.p.A. can only guarantee its quality. The information contained in this sheet may be subject to revision by the Company. For clarification, updates or further information, it is recommended to contact Boero Bartolomeo S.p.A. directly. The present datasheet annuls and replaces every other precedent to this one.

Recommendations

This material has been tested and meets all batch quality requirements. Colours produced in different times, thought with the help of modern technologies, may show variation in shades; however, ΔE values remain within the accepted parameters. The application of different batches in the last enamel coat should be avoided. Be careful to apply the product also on elements, such as doors or grills, that are usually treated in different times and with different methods. Please, follow the procedures specified by Boero Bartolomeo S.p.A when it comes to revision and waxing. Boero Bartolomeo S.p.A accepts no liability for any issues concerning any difference in shade.