

DELTA UC HB

700.636

Description

Two component high thickness epoxy finishing primer for above waterline with excellent sandability and an extended sanding window. This product can be used to seal and protect the epoxy filler before subsequent coat.

Use

High-build finishing primer for sealing fillers as part of topcoat systems in Hull Topsides and Superstructures. Can be used as a high build primer for easy refit touch-ups and repairs.

Informations

Finish	Matt	
Colours	.051 Grey	
Pack	0,75 – 2,5 – 10 l (comp. A 8 l + comp. B 2 l)	
Solids by Volume	50 ± 2%	ISO 3233-2
Specific Gravity	1,38 ± 0,02 g/cm ³	ISO 2811-1
Flash Point	29 °C	ISO 3679
VOC	400 g/l	Calculated
Shelf Life	Comp. A 36 months Comp. B 24 months	

Application




SURFACE PREPARATION

All surfaces must be clean, dry and free of contaminants before application of recommended products. Existing paint/fillers/materials must be dry, undamaged and compatible. Supplied air for surface preparation and cleaning must be dry and clean.

COATED SURFACES

Primers: clean, dry and undamaged compatible primers. If the recoating interval were exceeded, abrade the surface uniformly with sandpaper grade P120-P180. Fillers: abrade the surface uniformly with sandpaper grade P120-P180.

How to Apply

Standard		Brush and roller
Conventional Spray		Pressure 3,5 bar Nozzle 1,7 – 1,9 mm
Airless		Pressure 150 bar Nozzle tip 17 – 21 mm

Film Thickness per Coat

DFT	Recommended: 150 µm Standard application range: 100 - 200 µm
WFT	Recommended: 300 µm Standard application range: 200 - 400 µm

DELTA UC HB

700.636

Additional Application Information

Theoretical spreading rate	Application range at the recommended thickness: 150 µm – 3.3 m ² /l
Thinner	693 - Roller/Brush (15% max) 693 - Conventional spray/Airless: (15% max)
Mixing ratio by volume	4:1
Mixing ratio by weight	86:14
Pot-life at 20 °C	8 h
Notes	<p>Prepare the painting by mixing the components in the correct proportions. It is recommended to mix complete kits to avoid a wrong mixing ratio that may reduce the paint designed protection. If less paint is needed, smaller amount may be prepared in a mixing ratio cup. Dilute the mixed product, not the components separately. Extra thinning will result in lower film build and slower drying.</p> <p>Total thickness per coat to be achieved in 2/3 wet on wet coats. Sanding grade P180 - P240. Avoid skipping more than 2 steps of sanding grades. Sanding sequence should be followed to achieve best results. Use appropriate sanding technique: manual cornering sanding to be done before machine sanding. Hand sanding must be carefully done, using one step finer than the recommended.</p> <p>The physical data of two-component products refer to components that have been already mixed.</p>

Compatibility

Previous Coat

Epomar - Epospray - Epolight EU

Proceeding Coat

Epopy - Undercoat PRO

Drying Time

	10 °C		15 °C		20 °C		30 °C	
	Min	Max	Min	Max	Min	Max	Min	Max
Overcoating interval	24 h	4 days	24 h	4 days	18 h	3 days	8 h	2 days
Sanding	48 h	48 h	36 h	36 h	24 h	24 h	18 h	18 h
Complete curing	10 days	10 days	7 days	7 days	7 days	7 days	5 days	5 days

N.B. The drying times and the overcoating intervals increase with higher thickness of the applied film. Always check that the existing painting film is perfectly dry before applying a further product coat. The surface must be superficially sanded if the overcoating interval is exceeded.

Conditions during application

During application and curing:

Ambient temperature: minimum 10°C, maximum 35 °C.

Minimum substrate temperature 10 °C (if during the curing the temperature drops below 10 °C, overcoating will take additional time).

Avoid the formation of condensation, the surface temperature should be at least 3 °C above dew point.

Maximum relative humidity 85%.

Painting area should be well ventilated, during application and drying/curing.

DELTA UC HB

700.636

Storage

It is recommended to avoid exposure to air and extreme temperatures. To maximize the shelf life in the can, check that the container is closed during the storage and the temperature is between 5 °C and 35 °C. Avoid exposure to direct sunlight.

Safety Rules

Comply with the provisions set by the local health and safety at work regulations. Avoid contact with the skin, operate in well-ventilated places and, if in closed areas, use vacuum cleaners, fans and air conveyors. During the application use appropriate PPE - Personal Protections Equipment (masks, gloves, glasses, etc.). Before using, read sections 7-8 of the SDS

INSTRUCTIONS FOR THE DISPOSAL OF THE BIOCIDAL PRODUCTS AND PACKAGING

Empty packaging containing biocidal products: disposal of empty packaging according to the requirements of the waste disposal law, for example by taking them to the recycling centre. Packages containing the unused biocidal product: Dispose of the product not used in accordance with the law of disposal of such waste, for example by taking it to a recycling centre, recycling of packaging is prohibited in this case. Do not empty into drains or watercourses.

INSTRUCTIONS FOR THE SAFETY SECURITY OF THE BIOCIDAL PRODUCTS AND PACKAGING

Empty containers and containers still containing the biocidal product: Packaging must be disposed of as hazardous waste under the full responsibility of the holder of such waste. Do not empty into drains or watercourses.

Disclaimer

The values indicated in the present technical sheet can have slight variations from one batch to another. The applied product must not come in contact with water, chemicals or subjected to mechanical stress before the curing is complete. The wet film thickness refers to the undiluted product. In case of dilution, this value increases. The above information is the result of accurate laboratory tests and practical experience, however, since the product is predominantly used outside the manufacturer's control, Boero Bartolomeo S.p.A. can only guarantee their quality. The information contained in this sheet may be subject to revision by the Company. For clarification, updates or further information, it is recommended to contact Boero Bartolomeo S.p.A. directly. The present datasheet annuls and replaces every other precedent to this one.