

EPOPLY

700.962

Description

Two-component, epoxy undercoat with excellent levelling and good sanding properties that ensures the perfect surface finish.

Use

Finishing undercoat as part of Topcoat systems in Hull Topsides and Superstructures, with easy sanding to a smooth flat finish before topcoat application. Available in white and grey colours to match light or dark topcoats.

Informations

Finish	Matt	
Colours	.001 White - .359 Dark grey	
Pack	0,75 – 2,5 – 10 l (comp. A 8 l + comp. B 2 l)	
Solids by Volume	50 ± 2%	ISO 3233-2
Specific Gravity	1,38 ± 0,02 g/cm ³	ISO 2811-1
Flash Point	28 °C	ISO 3679
VOC	451 g/l	Calculated
Shelf Life	Comp. A 36 months Comp. B 24 months	

Application

SURFACE PREPARATION

All surfaces must be perfectly clean, dry and free of oil and contaminants before application of recommended products. Existing paint/materials must be dry, undamaged and compatible. Sanding sequence should be followed to achieve maximum gloss and image distinction. Avoid skipping more than 100 µm between sanding grade steps. Start with manual sanding/cornering, followed by mechanical sanding with an orbital sander 2,5 mm or 3 mm. Recommended roughness after sanding is 5 - 7µm (Rz). Minimum dry film thickness after sanding is 80µm. After application, Epoply must be cured before sanding: at 20°C, minimum drying time 3 days, recommended 7 days, allow 14 days of curing for maximum DOI performance. After sanding, maximum 15 days of holding time is recommended to apply Topcoats. If this time is exceeded, re sanding is recommended. Supplied air for surface preparation and cleaning must be dry and clean.

NEW BUILD

Finishing Fillers: uniformly abraded with sandpaper grade P240.

High Build Primers: clean, dry and undamaged compatible primers or undercoats, uniformly abraded with sandpaper grade P220.

Fine Undercoats: clean, dry and undamaged compatible primers or undercoats, uniformly abraded with sandpaper grade P320- P400.

MAINTENANCE

For optimum performance of the topcoat system, a full coat of undercoats Epoply or Undercoat Pro is recommended.

High Build Primers: clean, dry and undamaged compatible primers or undercoats, uniformly abraded with sandpaper grade P220.

Fine Undercoats: clean, dry and undamaged compatible primers or undercoats, uniformly abraded with sandpaper grade P320- P400.




Aged topcoats: clean, dry and compatible topcoats, uniformly abraded with sandpaper grade P320-P400.

Testing on a non-critical area should be carried out to test compatibility.

EPOPLY

700.962

How to Apply

Standard		Brush and roller for small interventions
Conventional Spray		Pressure 3,5 bar Nozzle 1,2 - 1,4 mm
Airless		Not recommended

Film Thickness per Coat

DFT	Recommended: 100 µm Standard application range: 75 - 150 µm
WFT	Recommended: 200 µm Standard application range: 150 - 300 µm

Additional Application Information

Theoretical spreading rate	Application range at the recommended thickness: 100 µm - 5 m ² /l
Thinner	693 - Roller/Brush (15 - 20% max) 693 - Conventional spray: (15 - 25% max)
Mixing ratio by volume	4:1
Mixing ratio by weight	87:13
Pot-life at 20 °C	8 h
Notes	Prepare the painting by mixing the components in the correct proportions. It is recommended to mix complete kits to avoid a wrong mixing ratio that may reduce the paint designed protection. If less paint is needed, smaller amount may be prepared in a mixing ratio cup. Dilute the mixed product, not the components separately. Dilution until 20% can be used to achieve a smooth surface. Total thickness per coat to be achieved in 2/3 wet on wet coats. The physical data of two-component products refer to components that have been already mixed.

Compatibility

Previous Coat

Delta 3000 - Defender - Epomar - Delta UC HB

Proceeding Coat

Topcoats

EPOPLY

700.962

Drying Time

	10 °C		15 °C		20 °C		30 °C	
	Min	Max	Min	Max	Min	Max	Min	Max
Overcoating interval	24 h	4 days	24 h	4 days	18 h	3 days	8 h	2 days
Sanding	48 h	48 h	36 h	36 h	24 h	24 h	18 h	18 h
Complete curing	10 days	10 days	7 days	7 days	7 days	7 days	5 days	5 days

N.B. The drying times and the overcoating intervals increase with higher thickness of the applied film. Always check that the existing painting film is perfectly dry before applying a further product coat. The surface must be superficially sanded if the overcoating interval is exceeded.

Conditions during application

During application and curing:

Ambient temperature: minimum 10°C, maximum 35 °C.

Minimum substrate temperature 10 °C (if during the curing the temperature drops below 10 °C, overcoating will take additional time).

Avoid the formation of condensation, the surface temperature should be at least 3 °C above dew point.

Maximum relative humidity 85%.

Painting area should be well ventilated, during application and drying/curing.

Storage

It is recommended to avoid exposure to air and extreme temperatures. To maximize the shelf life in the can, check that the container is closed during the storage and the temperature is between 5 °C and 35 °C.

Avoid exposure to direct sunlight.

Safety Rules

Comply with the provisions set by the local health and safety at work regulations. Avoid contact with the skin, operate in well-ventilated places and, if in closed areas, use vacuum cleaners, fans and air conveyors. During the application use appropriate PPE - Personal Protections Equipment (masks, gloves, glasses, etc.). Before using, read sections 7-8 of the SDS

INSTRUCTIONS FOR THE DISPOSAL OF THE BIOCIDAL PRODUCTS AND PACKAGING

Empty packaging containing biocidal products: disposal of empty packaging according to the requirements of the waste disposal law, for example by taking them to the recycling centre. Packages containing the unused biocidal product: Dispose of the product not used in accordance with the law of disposal of such waste, for example by taking it to a recycling centre, recycling of packaging is prohibited in this case. Do not empty into drains or watercourses.

INSTRUCTIONS FOR THE SAFETY SECURITY OF THE BIOCIDAL PRODUCTS AND PACKAGING

Empty containers and containers still containing the biocidal product: Packaging must be disposed of as hazardous waste under the full responsibility of the holder of such waste. Do not empty into drains or watercourses.

Disclaimer

The values indicated in the present technical sheet can have slight variations from one batch to another. The applied product must not come in contact with water, chemicals or subjected to mechanical stress before the curing is complete. The wet film thickness refers to the undiluted product. In case of dilution, this value increases. The above information is the result of accurate laboratory tests and practical experience, however, since the product is predominantly used outside the manufacturer's control, Boero Bartolomeo S.p.A. can only guarantee their quality. The information contained in this sheet may be subject to revision by the Company. For clarification, updates or further information, it is recommended to contact Boero Bartolomeo S.p.A. directly. The present datasheet annuls and replaces every other precedent to this one.