

FUTURA

700.668

Description

Two component polyurethane topcoat with good gloss and colour retention, abrasion resistance and excellent brush application properties.

Use

Glossy topcoat for above waterline paint systems, suitable for spray and brush application, delivered in a good range of colours. For exterior and interior areas.

Informations

Finish	Glossy	
Colours	.001 White and colour card	
Pack	0,75 – 2,5 l (only .001 White)	
Solids by Volume	50 ± 2%	ISO 3233-2
Specific Gravity	1,10 – 1,24 g/cm ³	ISO 2811-1
Flash Point	30 °C	ISO 3679
VOC	413 g/l	Calculated
Shelf Life	Comp. A 36 months Comp. B 24 months	

Application




SURFACE PREPARATION

All surfaces must be clean, dry and free of contaminants before application of recommended products. Existing paint/materials must be dry, undamaged and compatible. Supplied air for surface preparation and cleaning must be dry and clean.

COATED SURFACES

Primers and Undercoats: clean, dry and undamaged compatible primers or undercoats. To obtain a smooth surface, sanding primers / undercoats uniformly with sandpaper grade P320-P400.

How to Apply

Standard		Brush and roller
Conventional Spray		Pressure 3,5 bar Nozzle 1,0 – 1,3 mm
Airless		Not recommended

Film Thickness per Coat

DFT	Recommended: 50 µm Standard application range: 40 - 50 µm
WFT	Recommended: 100 µm Standard application range: 80 - 100 µm

FUTURA

700.668

Additional Application Information

Theoretical spreading rate	Application range at the recommended thickness: 50 µm – 10 m ² /l
Practical spreading rate	Application range at the recommended thickness: 50 µm – 7 m ² /l
Thinner	Standard spray/Mixed air 698 - Temp. 18 - 25 °C P697 - Temp. 23 - 30 °C Brush/Roller: P697 (10% max)
Mixing ratio by volume	3:1
Mixing ratio by weight	80:20
Pot-life at 20 °C	3 - 5 h depending on the temperature

Application notes

Prepare the painting by mixing the components in the correct proportions. It is recommended to mix complete kits to avoid a wrong mixing ratio that may reduce the paint designed protection. If less paint is needed, smaller amount may be prepared in a mixing ratio cup. Dilute the mixed product, not the components separately. Extra thinning will result in lower film build and slower drying.

Total thickness per coat to be achieved in 2/3 wet on wet coats.

The curing agent is sensitive to moisture, keep the can tightly closed.

The physical data of two-component products refer to components that have been already mixed.

Compatibility

Previous Coat

Delta UC HB – Epoply – Undercoat PRO

Proceeding Coat

N.A.

Drying Time

	10 °C		15 °C		20 °C		30 °C	
	Min	Max	Min	Max	Min	Max	Min	Max
Wet on wet overcoating interval			8 h	2 days	8 h	2 days	2 h	1 day
Sanding			24 h	24 h	24 h	24 h	12 h	12 h
Complete curing			7 days	7 days	7 days	7 days	7 days	7 days

N.B. The drying times and the overcoating intervals increase with higher thickness of the applied film. Always check that the existing painting film is perfectly dry before applying a further product coat. The surface must be superficially sanded if the overcoating interval is exceeded.

Conditions during application

During application and curing:

Ambient temperature: minimum 10°C, maximum 35 °C.

Minimum substrate temperature 10 °C (if during the curing the temperature drops below 10 °C, overcoating will take additional time).

Avoid the formation of condensation, the surface temperature should be at least 3 °C above dew point.

Maximum relative humidity 85%.

Painting area should be well ventilated, during application and drying/curing.



FUTURA

700.668

Storage

It is recommended to avoid exposure to air and extreme temperatures. To maximize the shelf life in the can, check that the container is closed during the storage and the temperature is between 5 °C and 35 °C. Avoid exposure to direct sunlight.

Safety Rules

Comply with the provisions set by the local health and safety at work regulations. Avoid contact with the skin, operate in well-ventilated places and, if in closed areas, use vacuum cleaners, fans and air conveyors. During the application use appropriate PPE - Personal Protections Equipment (masks, gloves, glasses, etc.). Before using, read sections 7-8 of the SDS

INSTRUCTIONS FOR THE DISPOSAL OF THE BIOCIDAL PRODUCTS AND PACKAGING

Empty packaging containing biocidal products: disposal of empty packaging according to the requirements of the waste disposal law, for example by taking them to the recycling centre. Packages containing the unused biocidal product: Dispose of the product not used in accordance with the law of disposal of such waste, for example by taking it to a recycling centre, recycling of packaging is prohibited in this case. Do not empty into drains or watercourses.

INSTRUCTIONS FOR THE SAFETY SECURITY OF THE BIOCIDAL PRODUCTS AND PACKAGING

Empty containers and containers still containing the biocidal product: Packaging must be disposed of as hazardous waste under the full responsibility of the holder of such waste. Do not empty into drains or watercourses.

Disclaimer

The values indicated in the present technical sheet can have slight variations from one batch to another. The applied product must not come in contact with water, chemicals or subjected to mechanical stress before the curing is complete. The wet film thickness refers to the undiluted product. In case of dilution, this value increases. The above information is the result of accurate laboratory tests and practical experience, however, since the product is predominantly used outside the manufacturer's control, Boero Bartolomeo S.p.A. can only guarantee their quality. The information contained in this sheet may be subject to revision by the Company. For clarification, updates or further information, it is recommended to contact Boero Bartolomeo S.p.A. directly. The present datasheet annuls and replaces every other precedent to this one.