



SENTILAK

700.607

Description

One component glossy synthetic bilge coating with good chemical resistance for oils, fuels and detergents. This product can be applied directly on to various prepared substrates with excellent hiding power and flexibility.

Use

Bilge and engine room coating.

Informations

Finish	Glossy	
Colours	.001 White - .051 Grey	
Pack	0,75 l	
Solids by Volume	50 ± 2%	ISO 3233-2
Specific Gravity	1,18 – 1,22 g/cm ³	ISO 2811-1
Flash Point	35 °C	ISO 3679
VOC	388 g/l	Calculated
Shelf Life	36 months	

Application

SURFACE PREPARATION

Remove all trace of contamination, grease and oil by high pressure freshwater cleaning. Proceed with degreasing using a suitable detergent or solvent cleaning if necessary and repeat freshwater cleaning. Composites should be free from any wax or mould release coating. All surfaces must be clean, dry and free of contaminants before application of recommended products. Supplied air for surface preparation and cleaning must be dry and clean.

NEW BUILD

Steel, aluminium, lead, stainless steel and alloys: abrasive blasting grade Sa 2½ (ISO 8501-1). Areas with intact shop-primer brasive blasting grade Sa 2 (ISO 8501-1). Use a suitable abrasive (non-metallic abrasive for non-ferrous metals). Alternatively, for small areas, use mechanical grinding with abrasive disks P36 coarse until achieving grade St.3 (ISO 8501-1): the metal surface must be clean and uniformly rough, avoiding polishing the surface. Surface profile after surface preparation between 50 - 90 µm (Rz value) (Medium Grade ISO 8503-1). Apply the first coat over the treated metal before losing the indicated standard.

Wood: maximum humidity content in the wood 18%. Provide superficial rugosity by mechanically sanding with sandpaper grade P80-P120.

Composites: composites must be fully cured before starting surface preparation. Provide superficial rugosity by mechanically sanding with sandpaper grade P100 - P180. Apply the first coat over the treated surface within 48 hours maximum.

MAINTENANCE & REPAIR

Coated surfaces with compatible paints: remove all loose / poor adhered paint. Provide superficial rugosity with sandpaper grade P120 to all exposed primers until obtaining a uniform non-shiny surface. Touch-up with a primer to re-build the primer thickness for corrosion protection.

Steel, aluminium, lead, stainless steel and alloys: corrosion spots and degraded material: spot abrasive blasting grade P Sa 2½ (ISO 8501-1) of new plates, welds, corrosion and degraded materials with an adequate abrasive. Alternatively use mechanical grinding with abrasive disks P36 coarse until achieving grade St.3 (ISO 8501-1): the metal surface must be clean and uniformly rough, avoiding polishing the surface. Remove all loose / poor adhered paint. Avoid sharp edges between spots of remaining intact paint and the surface by feathering it. Touch-up with primer to re-build the primer thickness for corrosion protection.




SENTILAK

700.607

Wood: maximum humidity content in the wood 18%. Provide superficial rugosity by mechanically sanding with sandpaper grade P80-P120.

Composites: composites must be fully cured before starting surface preparation. Damages reaching GRP without gelcoat: provide rugosity with sandpaper P60-P80. Damages reaching GRP with gelcoat: provide rugosity with sandpaper P120-P150. Remove all loose / poor adhered paint. Avoid sharp edges between spots of remaining intact paint and the surface by feathering it. Touch-up with primer to re-build the thickness for corrosion protection.

How to Apply

Standard		Brush and roller
Conventional Spray		Pressure 3,5 bar Nozzle 1,2 - 1,4 mm
Airless		Not recommended

Film Thickness per Coat

DFT	Recommended: 50 µm Standard application range: 40 - 50 µm
WFT	Recommended: 100 µm Standard application range: 80 - 100 µm

Additional Application Information

Theoretical spreading rate	Application range at the recommended thickness: 50 µm – 10 m ² /l
Thinner	703 – Roll/Brush (10% max) 703 – Standard spray (20% max)

Application notes

Thoroughly stir the product.
Extra thinning will result in lower film build and slower drying.
Total thickness per coat to be achieved in 2/3 wet on wet coats.

Compatibility

Previous Coat

Defender, Giano

Subsequent Coat

N.A.

Drying Time

	10 °C		15 °C		20 °C		30 °C	
	Min	Max	Min	Max	Min	Max	Min	Max
Overcoating interval	30 h	7 days	24 h	48 h	24 h	48 h	12 h	38 h
Sanding	48 h	48 h	48 h	48 h	24 h	24 h	24 h	24 h
Complete drying	15 days	15 days	10 days	10 days	7 days	7 days	7 days	7 days

N.B. The drying times and the overcoating intervals increase with higher thickness of the applied paint film. Always check the existing paint film is dry before applying any further product coats.

SENTILAK

700.607



Conditions during application

During application and curing:

Ambient temperature: minimum 10°C, maximum 35 °C.

Minimum substrate temperature 10 °C (if during the curing the temperature drops below 10 °C, overcoating will take additional time).

Avoid the formation of condensation, the surface temperature should be at least 3 °C above dew point.

Maximum relative humidity 85%.

Painting area should be well ventilated, during application and drying/curing.

Storage

It is recommended to avoid exposure to air and extreme temperatures. To maximize the shelf life in the can, check that the container is closed during the storage and the temperature is between 5 °C and 35 °C.

Avoid exposure to direct sunlight.

Safety Rules

Comply with the provisions set by the local health and safety at work regulations. Avoid contact with the skin, operate in well-ventilated places and, if in closed areas, use vacuum cleaners, fans and air conveyors. During the application use appropriate PPE - Personal Protections Equipment (masks, gloves, glasses, etc.). Before using, read sections 7-8 of the SDS.

INSTRUCTIONS FOR THE DISPOSAL OF THE BIOCIDAL PRODUCTS AND PACKAGING

Empty packaging containing biocidal products: disposal of empty packaging according to the requirements of the waste disposal law, for example by taking them to the recycling centre. Packages containing the unused biocidal product: Dispose of the product not used in accordance with the law of disposal of such waste, for example by taking it to a recycling centre, recycling of packaging is prohibited in this case. Do not empty into drains or watercourses.

INSTRUCTIONS FOR THE SAFETY SECURITY OF THE BIOCIDAL PRODUCTS AND PACKAGING

Empty containers and containers still containing the biocidal product: Packaging must be disposed of as hazardous waste under the full responsibility of the holder of such waste. Do not empty into drains or watercourses.

Disclaimer

The values indicated in the present technical sheet can have slight variations from one batch to another. The applied product must not come in contact with water, chemicals or subjected to mechanical stress before the curing is complete. The wet film thickness refers to the undiluted product. In case of dilution, this value increases. The above information is the result of accurate laboratory tests and practical experience, however, since the product is predominantly used outside the manufacturer's control, Boero Bartolomeo S.p.A. can only guarantee their quality. The information contained in this sheet may be subject to revision by the Company. For clarification, updates or further information, it is recommended to contact Boero Bartolomeo S.p.A. directly. The present datasheet annuls and replaces every other precedent to this one.